

# 2nd Grade Weekly Lessons for 4/20-4/23

## **Required ELA Assignments (15-30 minutes daily):**

Complete **three episodes** of HeadSprout: (these can be done at any point throughout the week)

- Go to <https://www.kidsa-z.com/main/Login>
  - Students log in using teacher username, their name, and password
  - Click on the green “HeadSprout” planet
  - Click on the purple “HeadSprout” treehouse
  - Click on the green glowing number indicating your student’s level
  - Students must complete three episodes throughout the week
1. Watch “Main Idea” video on Brainpopjr.com (this needs to be done prior to completing Raz Kids reading activities)
    - Go to <https://jr.brainpop.com/readingandwriting/comprehension/mainidea/>
    - Type the username: meshornets1
    - Type the password: blue\_gold1
  2. Complete reading assignment on Kids A-Z
    - Go to <https://www.kidsa-z.com/main/Login>
    - After students Login, Click the purple “Reading” planet
    - Click on the orange “My Assignment” station
    - Listen to the story “Search Dogs Save Lives.”
    - Read the story “Search Dogs Save Lives.”
    - Complete the main idea activity that accompanies “Search Dogs Save Lives.”

## **Required Math Assignments (15 minutes daily):**

Students need to complete these three components of lessons 13.1-13.4 in this order using the PearsonRealize Website this week. They may choose to do a lesson each day if they would like to. **Please remind students to click the check mark in the upper, right corner of their screen when they finish the videos.**

- Go to <http://monroelocalschools.com/>
- Click on “Student Resources” at the top of the page
- Click on on the “Easy Bridge” link underneath “Homework Help”
- Student login using specific username and password:  
Student usernames are: lastname.firstname@mlsd-oh, if this doesn’t work then try lastname.firstname  
Password: mon followed by student birth year, month, and day. EX: student birthdate of March 24, 2012-password would be mon20120324

### Day 1

Watch the 13.1: Add and Subtract With Measurements: Visual Learning Video

Watch the 13.1: Add and Subtract With Measurements: Another Look Video

Complete the 13.1: Add and Subtract With Measurements: Quick Check

### Day 2

Watch the 13.2: Find Unknown Measurements: Visual Learning Video

Watch the 13.2: Find Unknown Measurements: Another Look Video

Complete the 13.2: Find Unknown Measurements: Quick Check

### Day 3

Watch the 13.3: Continue To Find Unknown Measurements: Visual Learning Video

Watch the 13.3: Continue To Find Unknown Measurements: Another Look Video

Complete the 13.3: Continue To Find Unknown Measurements: Quick Check

### Day 4

Watch the 13.4: Add and Subtract On A Number Line: Visual Learning Video

Watch the 13.4: Add and Subtract On A Number Line: Another Look Video

Complete the 13.4: Add and Subtract On A Number Line: Quick Check

### **Required Science/Social Studies Assignments (15 minutes daily):**

For these videos, go to [brainpopjr.com](http://brainpopjr.com)

Type the username: meshornets1

Type the password: blue\_gold1

Watch the “Fossils” Brainpop Jr Video

- Go to <https://jr.brainpop.com/science/land/fossils/>

Watch the “Rocks and Minerals” Brainpop Jr Video

- Go to <https://jr.brainpop.com/science/land/rocksandminerals/>

Watch the “Extinct and Endangered Species” Brainpop jr Video

- Go to <https://jr.brainpop.com/science/conservation/extinctandendangeredspecies/>

**Grade: 2**

**Subject: Unified Arts (Art, Music, P.E., STEAM)**

Choose 1-2 activities each day to do for 15 minutes. Once you do 5 boxes in the week you can repeat or do a free choice.

<p><b>Sing Along</b></p> <p><a href="#">Oh Susanna</a></p> <p><a href="#">I've Been Working on the Railroad</a></p> <p><a href="#">Follow the Rainbow</a></p>	<p><b>Texture</b></p> <p>Textures are everywhere. Textures that you can feel are actual or real textures. Textures that <b>LOOK</b> like they feel a certain way are implied or visual textures.</p> <p><b>Texture Collection</b></p> <p>Let's collect the real stuff.</p>	<p><b>DAREBEE</b></p> <p><b>Your Choice Workout</b></p> <p>Click on this <a href="#">link</a> and select 'workouts' then select 'load filter' to choose the exact type of workout you want to do</p> <p>Have fun! Change it up each time you do this activity</p>
<p><b>SuperHero Workouts</b></p> <p>Select at least 2 of these workouts to complete</p> <p><a href="#">Justice League</a></p> <p><a href="#">Avengers</a></p> <p><a href="#">Into the Spider-Verse</a></p>	<p><b>STEAM:</b></p> <p><a href="#">Click here and do one of the STEM challenges. Please share with me when you're finished. Good luck!</a></p>	<p><b>Let's Draw!</b></p> <p>Choose a sloth or a llama for a step by step drawing project. Remember to make it your own. You can use crayon or marker also.</p> <p></p> <p>Click the animal you wish to draw, then select the link.</p>
<p>Challenge yourself! How many of these items can you do?</p> <p><a href="#">Music Scavenger Hunt</a></p>	<p><b>Coin Flip Bootcamp</b></p> <p></p> <p>You will need one coin.</p> <p>Click this <a href="#">Coin Flip</a> link to see your challenge &amp; begin</p>	<p><b>STEAM:</b></p> <p><a href="#">Click here to explore the NASA STEM Engagement website</a></p> <p>Let me know what you learned or what you tried. Have fun!</p>

Please don't hesitate to contact us if you have any questions about choice board activities or would like to share your work!

We miss you!  
-MES UA Team  
#mesrocks

## MUSIC

[Lbadgett@monroelocalschools.com](mailto:Lbadgett@monroelocalschools.com)

@MESBadgett

[Mharrell@monroelocalschools.com](mailto:Mharrell@monroelocalschools.com)

@MESMusicHarrell




## P.E.

[Thines@monroelocalschools.com](mailto:Thines@monroelocalschools.com)

@hines\_pe

[Sdarrell@monroelocalschools.com](mailto:Sdarrell@monroelocalschools.com)

@mrdarrell\_pe



## ART

[Lmarcum@monroelocalschools.com](mailto:Lmarcum@monroelocalschools.com)

@MarcumLA

[Crilling@monroelocalschools.com](mailto:Crilling@monroelocalschools.com)


@cmrilling



## STEAM





[Scooper@monroelocalschools.com](mailto:Scooper@monroelocalschools.com)

@susan\_cooper



## **Additional Optional Work:**

**This is a choice board of optional activities.** These assignments are not required but if your student would like to do more work, they may complete these items. They will not be graded or given feedback for these activities.

<p>Visit Reflex Math -Get your green light <a href="https://www.reflexmath.com/">https://www.reflexmath.com/</a></p> 	 <p>Visit Cincinnati Zoo's website <a href="http://cincinnati.org/home-safari-resources/">http://cincinnati.org/home-safari-resources/</a> Watch an animal and tell someone at home something you learned about the animal.</p>	 <p>Curl up and read a book. Tell someone at home something about the book.</p>
 <p>Visit <u>Raz-Kids</u> and log in with your account. Choose a book to read and complete the quiz. <a href="https://www.kidsa-z.com/main/Login">https://www.kidsa-z.com/main/Login</a></p>	<p>Find your grade level and use the <a href="#">story starter</a> (<a href="http://www.scholastic.com/teachers/story-starters/">http://www.scholastic.com/teachers/story-starters/</a>) to write your own story. Instead of writing online write your story on paper.</p>	<p>Write a letter or make a card to send to Ohio Living Project Smiles (Ohio Living/Mount Pleasant) Ohio Living Project Smiles 225 Britton Ln. Monroe, OH 45050</p> <p>Don't forget to use COPS!</p>

-**Midpointe Library** is offering temporary cards to those that do not have a MidPointe Library Card. This includes databases and homework help, but ALSO includes ebooks and audiobooks online! Hoopla is a great site with NO wait on items. They have expanded Hoopla checkouts to 15 items per month. Please see their website for information about what is available.

<https://www.midpointelibrary.org/post/midpointeondemand>

## Spelling Pattern if you would like to work on this.

### -”y” as a vowel Word Bank

why, cry, try, dry, fly, shy, hype, type, style, pony, lady, slimy, Brady, shady, baby, gym, glyph	<b><u>Sight Words (Red Words)</u></b> grow, best, upon
--	---

### Speller’s Choice Board

<b><u>Practice Test</u></b> Take a practice spelling test and have a family member check your work.	<b><u>ABC Order</u></b> Write all your spelling words in ABC order twice.	<b><u>Pyramid Words</u></b> Spell each one of your words, adding just one letter at a time so you make a pyramid Ex. c ca cap
<b><u>Vowel Search</u></b> Write each word, circling all of the vowels.	<b><u>Computer</u></b> Type your spelling words two times each. Make them funky fonts.	<b><u>Silly Script</u></b> Write your spelling words once in regular print, and then again in a silly script
<b><u>Rainbow Words</u></b> Write your words two times each in different colors. (You can use markers, pencils, crayons)	<b><u>Phonics Party</u></b> Write your spelling words two times each. Underline the phonics pattern.	<b><u>Consonant Search</u></b> Write each word, circling all the consonants.
<b><u>Add Em Up</u></b> Write your spelling words. Total up the value of each spelling word. Vowels= 5 points Consonants= 2 points	<b><u>Ask A Question</u></b> Use each of your spelling words to write a question, Make sure to use a question mark!	<b><u>Silly Story</u></b> Write a silly story (a paragraph) using all of your spelling words. Underline your spelling words.